

Unlimited Marble



COMPAC
THE SURFACES COMPANY

COMPAC
THE SURFACES COMPANY



1

THE SURFACES COMPANY

2

What is COMPAC marble?

Competitive advantages

Recommendations for use



3

THE COLLECTION

COLOURS

TECHNICAL SPECIFICATIONS

4

Certifications







COMPAC THE SURFACES COMPANY 1



COMPAC is a pioneer European company in manufacture and marketing of compacted, technological marble and quartz surfaces through the employment of engineered stone technology. Founded in 1975 in a small town in Valencia (Spain), this small family business has undergone constant growth to become the leading international company it is today, with production centres in Spain and Portugal and with presence across the 5 continents through its own warehouses and a network of over 250 associate distributors.

The company has a deeply rooted culture of technological innovation aimed at not only satisfying the functions needs of construction and habitat, but also the accomplishment of more personal, attractive and healthy areas. This strive towards daily wellbeing and search to express creative capacity of people defines the lines of research followed by COMPAC over recent times and which can be defined by one single word: SUSTAINABILITY..

We continue along a path taken right from the birth of the company and which has become part of its personality: the recycling of materials through technological innovation to elaborate a quality product improving the characteristics and features of the original product without losing its natural values.





What is COMPAC marble?

2

COMPAC marble is the result of a special stone processing technology, applied to a selection of Spanish marbles, from quarries located in Southeast Spain, which have specific characteristics that, once treated chemically and technologically, are able to substantially improve the properties of the natural marble, keeping all natural marble essence, but extending the field of applications, increasing colour consistency, and providing better building solutions, in residential as well as commercial projects








ADVANTAGES OF SPANISH MARBLES

- Withstand humidity better
- Excellent pattern consistency
- Worldwide accredited the outstanding technical characteristics
- Highest resistance to impact, vibrations and handling, amongst natural marbles
- Exceptionally solid, with such compressive strength that can hardly be disintegrated

SPECIFICATIONS OF COMPAC MARBLE FROM SPAIN

- Beauty, elegance and luxurious appearance
- Durability, maximum level of marble hardness, resistant to denting, chipping, abrasion and staining (under normal use and proper maintenance)
- Lower cost, compared with other marble processing and supplying facilities
- Harmonised look, due to its finish and homogeneous design
- Extraordinary endurance to heat, as resin content is very low
- Resistant to water, mildew and most biological agents
- Simple and easy installation, as natural stone
- Less porous than any other marbles







Specialists prefer COMPAC technological marble- because of its characteristics and quality:




With a hardness that is similar to natural stone, its resistance to impact and breakage is much greater owing to its enhanced flexibility.



This product is lighter and therefore easier to transport, handle and machine.



Its porosity is practically nil, and therefore absorption of water and other liquids is minimal, thus achieving a hygienic product that is both easy to clean and maintain.



Unlike natural stone, technological marble is uniform, and can be fitted to large surfaces without breaks or differences in colour tone being noticeable.



Like natural stone, technological marble can be polished, thus maintaining its shine and original appearance for longer.



It is a versatile product insofar as colours, textures, sizes and applications are concerned, and can be used on floors, walls, bathroom vanity tops, building facades, staircases, fireplaces, door frames, etc.




Recommendations for use

Owing to its special characteristics and durability, technological marble is appropriate for use as an advanced alternative to natural stone or other construction materials in a large number of applications




On high transit surfaces (airports, stations, shopping malls, public buildings, etc.) where its uniformity, resistance, ease of maintenance and decorative possibilities find the best place to show off their qualities.



This is a high performance product for use indoors or outdoors, since it keeps its qualities even under extreme climatic conditions.



Because it is both versatile and easy to handle it is the ideal product for fitting and combining on staircases, fireplace surrounds, door and window frames, cladding columns, furniture tops and many other applications that permit developing decorative projects only limited by one's imagination.



Because of its decorative capacity and practically zero porosity, it is highly recommended for use at home, especially in bathrooms where it can be used to tile floors, walls or on vanity tops.





THE COLLECTION

The wide variety of colours, textures, sizes and finishes of COMPAC's technological marble allows highly decorative and functional ambiances to be designed. Because it is easy to handle and is so versatile, it permits all manner of combinations and shapes albeit in large open-plan buildings or in small corners in houses

Inspired on the latest decorative trends, the different product lines adapt to all kinds of spaces and ambiances, from the most avant-garde to those where the classic essence is maintained

3












Floor and
skirting board:
BEIGE FARAYA

Wall and vanity top:
WHITE FARAYA

Column
and frieze:
CARAMELO PULIDO

Vanity Top:
**CARAMELO
ABUJARDADO**










Floor and staircase:
WHITE FARAYA

Bar and wall:
BEIGE FARAYA

Wall shelf:
BLANCO MICRO









Floor:
BLANCO MICRO

Back wall:
BERING





Partition wall:
NUBIA FOG

Walls:
CREMA VALENCIA

Floor and vanity top:
CREMA ALTEA






COLOURS




WHITE TEIDE



BLANCO LHASA




BLANCO AURA



LA PERLA



SIROCCO




NEW BEIGE DUNE




CREMA MADANI




ALBUFERA




NILO




DAKAR




PAPUA




MARFIL ALBERO




MANDU




JURA




ENEUS



SUNSET



SAMOA



ALUMINIUM



PALLADIUM




ANTHRACITE




CLASSIC WHITE



CLASSIC GREY




















CLASSIC BEIGE



CLASSIC BROWN



						
MICRO THASSOS ●	AFIÓN ●	BLANCO MICRO ●	FIDJI ●	WHITE FARAYA ●	NACARADO ●	BLANCO STONE ●
						
CREMA ALTEA** ●	CREMA VALENCIA** ●	NUBIA FOG Ⓛ	BEIGE FARAYA ●	MARFIL STONE ●	CAMELO ●	BERING ●
						
OR ●	TRAVERTINE ●	BASALT ●	MARS ●	CUIVRE ●	CRYPTO ●	

Finishes

- ★ POLISHED
- Ⓜ MATT
- Ⓐ BUSH HAMMERED*
- Ⓢ SILKEN*
- OVO

*Only available in 20 mm and 30 mm thicknesses.

**Available from 14mm thickness
Not available in OVO finish

Not recommended for kitchen worktops

- ⓔ Exclusive colours for façade and external use
- Ⓛ Internal use only
- Internal and external use

TECHNICAL SPECIFICATIONS

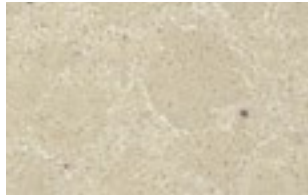


finishes


★ POLISHED, gloss finish.



Ⓜ MATT, matt finish.



Ⓐ BUSH HAMMERED, rough finish.



Ⓢ SILKEN, rough and smooth finishes.

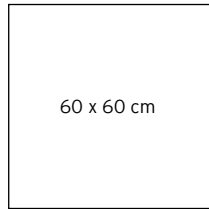
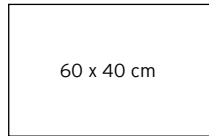
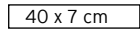
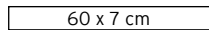


⓪ OVO, egg texture imitation.



Dimensions

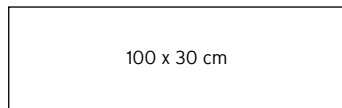
STANDARD SIZES



Useful measurement
of slab 306 x 123 cm

Standard thicknesses:
12 mm, 14 mm, 20 mm y 30 mm
depending on application
and size.

AVANT-GARDE FORMAT THE EXTRA-LARGE FORMAT



COMPAC THE SURFACES COMPANY
has created a bigger format that
provides some spectacular results.
Consult all lines, colours and finishes
of technological marble available in
AVANT-GARDE format.

Edges



Ref. 01:
ROUNDED EDGE



Ref. 02:
POLISHED BEVEL EDGE



Ref. 03:
COVERED EDGE

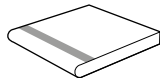


Ref. 04:
BULLNOSE EDGE

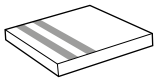


Ref. 05:
OGEE EDGE

Applications with Carborundum® for staircases and ramps



Rounded edge with
1 strip of carborundum



Polished, bevel edge with
2 strips of carborundum

Finishes

- POLISHED**
Gloss finish
- MATT**
Matt finish
- BUSH HAMMERED***
Rough finish
- SILKEN***
Very pleasant smooth
and rough texture
- OVO**
Egg texture imitation

* Only available in 20 mm
and 30 mm thicknesses.

Applications

FLOOR TILES
WALL TILES
STAIRCASES
VANITY TOPS
FRIEZES
DOOR AND WINDOW
FRAMES
COLUMNS
FIREPLACES
FURNITURE, ETC

- Exclusive colours for
façade and external use
- Internal use only
- Internal and external
use

**NOT RECOMMENDED
FOR KITCHEN
WORKTOPS**

Principal advantages



Minimal water
absorption



Lighter: savings in
transport and easy
to fit



Highly resistant to
impact and deflection



Resistance to fire, ra-
ted as A2 (Euroclass)



Fitting with glue
mortar



Low maintenance
costs and easy to
clean



Large format sizes
and made-to-measure
pieces



Technological marble:
resins and other binding
agents are added to
91-96% natural marble



Polish after intensive
use to regain the original
sheen

Measuring

Templates

Taking measurements for some
pieces can be difficult. Therefore
we recommend the use of templa-
tes in order to guarantee correct
production of each piece.

Staircases

For staircases we recommend
sending templates for making the
following pieces:

- Intermediate landing treads.
- Special starting step of a
staircase.
- Hollow with light (send light or
template of the section).

Cladding

For cladding on irregular circular
pillars, send a negative template
of the section.

Transport

Slabs are loaded onto lorries
using a crane, positioning the
group of slabs leaning lengthways
along the lorry. The resting
supports of the pieces imitate a
double "A" shape secured at the
base. To avoid adjacent faces
suffering damage during trans-
port, the material is protected
with polyethylene sheeting, and
protective wax strips.

For container transport the slabs
are positioned upright and secu-
red by means of special pallets
for slabs. It is also possible to
use the same system as for lorry
transport.

Packing list

SIZE (cm)	Thickness (mm)	Weight x m ² (kg)	Pieces x box	m ² x box	kg x box	Boxes x pallet	m ² x pallet	Weight pallet	Pallets x 20' container
60 x 40	12	31	4	0,96	30	28	26,88	833	29
60 x 60	12	31	4	1,44	45	28	4032	1.250	19

SLABS X 20' CONTAINER

Thickness	20 mm	30 mm
Slabs	102	64

The weight of the cardboard on the boxes and the wood of the pallets are included. Approximate weights.

BOARD (cm)	Thickness (mm)	Weight x ML (kg)	Pieces x box	ML x box	Kg x box	Boxes x pallet	ML x pallet	Weight pallet
60 x 7	12	2	15	9	20	56	504	1.200

Colours

	★	M	A	S	☾	E	I
AFION	■	■	□	□	■	□	■
ALBUFERA*	■	■	□	□			■
ALUMINUM	■	■	□	□	■	□	■
ANTHRACITE	■	■	□	□	■		■
BASALT	■	■	□	□	■	□	■
BEIGE FARAYA	■	■	□	□	■	□	■
BERING	■	■	□	□	■	□	■
BLANCO AURA	■	■	□	□	■	□	■
BLANCO LHASA	■	■	□	□	■	□	■
BLANCO MICRO	■	■	□	□	■	□	■
BLANCO STONE	■	■	□	□	■	□	■
CARAMELO	■	■	□	□	■	□	■
CLASSIC BEIGE**	□	□					■
CLASSIC BROWN**	□	□					■
CLASSIC GREY**	□	□					■

	★	M	A	S	☾	E	I
CLASSIC WHITE**	□	□					■
CREMA ALTEA*	■	■	□	□		□	■
CREMA MADANI*	■	■	□	□			■
CREMA VALENCIA*	■	■	□	□		□	■
CRYPTO	■	■	□	□	■	□	■
CUIVRE	■	■	□	□	■	□	■
DAKAR	■	■	□	□	■	□	■
ENEUS	■	■	□	□	■		■
FIDJI	■	■	□	□	■	□	■
JURA*	□	□	□	□			■
LA PERLA	■	■	□	□	■		■
MANDU	■	■	□	□	■	□	■
MARFIL ALBERO	■	■	□	□	■	□	■
MARFIL STONE	■	■	□	□	■	□	■
MARS	■	■	□	□	■	□	■

	★	M	A	S	☾	E	I
MICRO THASOS	■	■	□	□	■	□	■
NACARADO	■	■	□	□	■	□	■
NEW BEIGE DUNE	■	■	□	□	■		■
NILO	■	■	□	□	■	□	■
NUBIA FOG	■	■	□	□	■		■
OR	■	■	□	□	■	□	■
PALADIUM	■	■	□	□	■		■
PAPUA	■	■	□	□	■		■
SAMOA	■	■	□	□	■	□	■
SIROCCO	■	■	□	□	■		■
SUNSET	■	■	□	□	■		■
TRAVERTINE	■	■	□	□	■	□	■
WHITE FARAYA	■	■	□	□	■	□	■
WHITE TEIDE	■	■	□	□	■	□	■

- ★ POLISHED
- M MATT
- A ABUJARDADO
- S SILKEN
- ☾ OVO
- E FACADES
- I INTERIOR

- All thicknesses
- Only available in 20 mm and 30 mm thicknesses
- Can be used on building facades
- Internal use only

* No available in 12 mm

** No available in 14 mm

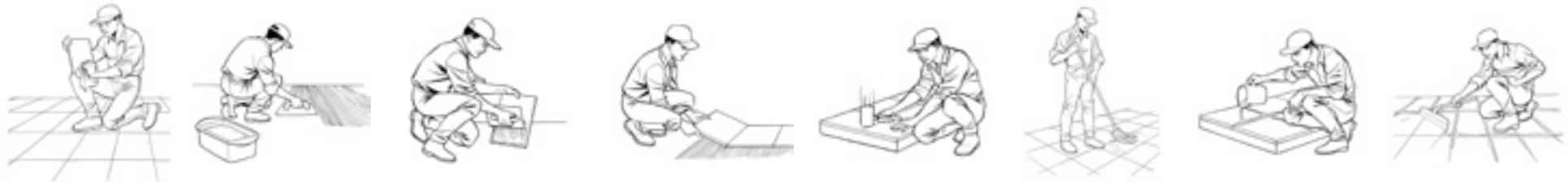
Fitting instructions and maintenance.

Fitting of floor tiles with glue mortar on technological marble surfaces.

The instructions of the glue mortar manufacturer should be followed for water addition and mix preparation time. We recommend the use of CLASS C2F Cement based adhesives (prEN 12004) as per the European Standards (cement adhesive (C), improved (2)) type F55 Cermono Rápido by CERCOL, Pegoland Fast fluido by Puma Group, Granirapid by MAPEI, among others. There are brands that specialise in special material for grouting expansion joints.

If fitting in areas where the material will be subject to high thermal loads, Class R2 glue mortar should be used. To fit on special surfaces (ceramics and plaster) a suitable bonding agent should be chosen for that surface.

Not meeting these fitting and maintenance instructions exempts the manufacturer from all liability through improper or imperfect fitting.



Fitting directions

A. In order to fit technological marble, it must be taken into account that the humidity contents of the surface must be below 2%. If humidity is above this value, suitable waterproofing of the surface will be necessary.

B. Tanto las baldosas como la base del suelo deben estar limpias, secas y sin polvo. Se limpiarán grasas, pinturas y contaminantes. La planimetría del soporte no debe tener variaciones (arena + resina + cemento).

C. Level the floor with a levelling paste. Spread the glue mortar on the floor, using a serrated float, to a thickness of approximately 10 mm.

D. Spread glue mortar on the reverse side of the tile using a serrated float to a thickness of 6 to 8 mm (double gluing).

E. Fit the tiles one after the other leaving expansion joints every 40 m2.

Always leave a 5 mm perimeter expansion joint and at least 2 mm between tiles.

When laying tiles outdoors, the minimum gap between tiles should be at least 5 mm and partition joints must be carried out every 30 square metres. When fitting larger sized tiles than standard, the gaps must be increased in proportion to the size of the tiles.

F. Tap the tiles using a rubber mallet so that it is completely affixed to all the glue mortar.

G. Clean the base mortar or any other material that oozes between the joints using a moist mop, before grouting.

H. Apply the grout using white cement grout (BL V 22.5 UNE 80305 96) 24/48 hours afterwards. To fill in joints between tiles use grout cement in accordance with the Standard UNE EN 13888. There are coloured cement grouts available on the market that can be used for this purpose.

I. Completely clean off any grout remaining on the tiles immediately

DO NOT LAY TILES WITHOUT SPACING GAPS

Maintenance instruction

Daily

Clean off any sand or grit from transit by vacuuming. Clean using a surface dust mop.

Clean any stains using a damp cloth without any detergent.

Periodically

Application by means of a Nilfisk BB.2N or Caselli x-2 vitrified waxing machine followed by a coat of shine and finish with Nilfisk BB.3 or similar.

Depending on the frequency of use and the state of preservation, de-layering and de-scaling can be carried out using a disk polisher comprising aluminium fillings, successively applying the following coats: de-layering and de-scaling with Nilfisk BB.1 or Caselli x-1. Vitrify, shine and finish as described previously.

Ficha técnica

CHARACTERISTICS	TEST METHOD	UNITS	TYPICAL VALUES
REACTION TO FIRE (EURO CLASSES)	EUROCLASSES UNE-EN-ISO 9239-1:2002 and ISO 1716:2002	EUROCLASSES	A2fl s1
THERMAL EXPANSION COEFFICIENT	UNE EN 14617-11:2006 Agglomerated stone test methods. Determination of linear thermal expansion coefficient.	°C-1	14,8 - 26,4x10e - 6
RESISTANCE TO DEFLECTION	UNE EN 14617-2:2005 Agglomerated stone test methods. Determination of flexural strength.	MPa	24,3 - 30,1
RESISTANCE TO IMPACT	UNE EN 14617-9:2005 Agglomerated stone test methods. Determination of impact resistance.	J	3 - 6
SLIP RESISTANCE	UNE EN 14231:2004 Natural stone test methods. Determination of slip resistance by means of the pendulum tester.	USRV	Polished: 5-6 wet / 44-60 dry Matt: 10 wet / 55 dry Bush hammered: 48 wet / 80 dry Silken: 21 wet / 55 dry
WATER ABSORPTION	UNE EN 14617-1:2005 Agglomerated stone test methods. Determination of apparent density and water absorption.	%	0,041 - 0,105
RESISTANCE TO COMPRESSION	UNE EN 14617-15:2005 Agglomerated stone test methods. Determination of compression resistance	MPa	130,6 - 137,0
APPARENT DENSITY	UNE EN 14617-1:2005 Agglomerated stone test methods. Determination of apparent density and water absorption.	g/cm³	2,45 - 2,49
RESISTANCE TO ABRASION	UNE-EN 14617-3:2005 Natural stone test methods. Determination of abrasion resistance.	mm	33 - 36
CHEMICAL RESISTANCE	UNE EN 14617-10:2005 Agglomerated stone test methods. Determination of chemical resistance.	C1 C4	Acids: C1 (Materials that maintain less than 60% of the reference reflection value after 8 hours) Alkalis: C4 (Materials maintain at least 80% of the reference reflection value after 8 hours)
HARDNESS TO SCRATCHING	UNE EN 101 Baldosas cerámicas. Determination of hardness to surface scratching as per MOHS.	MOHS	3 - 4

The values provided in this technical sheet are indicative and are therefore non-binding. For further information, please contact our technical department.



Certifications

COMPAC technological marble is a high quality product that is capable of overcoming the highest technical and functional demands of professionals and end users alike. It is also a product that has been awarded the **Greenguard Indoor Air Quality** stamps that certify contribution to creating health indoor environments since no volatile emissions are released and **Greenguard Children & Schools** mark that endorses the use of these products in schools and other buildings where children spend long periods of time.



compac.us
compac.es

SPAIN PORTUGAL UNITED STATES OF AMERICA UNITED KINGDOM BELGIUM SINGAPORE UNITED ARAB EMIRATES



COMPAC
THE SURFACES COMPANY